

Signify Classified - Internal
Cooper Lighting Solutions Photometric Lab
1121 Highway 74 South
Peachtree City, GA 30269



Scaled data based on original data using
LM-79-08 Approved Method: Electrical and Photometric Measurements of Solid-
State Lighting Products

Test Report Prepared for
Cooper Lighting Solutions
(formerly Eaton)

Brand: McGRAW-EDISON

Report Number: P437090

Luminaire Tested: **ISC-SA1A-830-U-T3**

Issue Date: 12/9/2020

Test Information

Test Method: LM-79-08
Report Number: P437090
TEST IS SCALED FROM IESNA LM-79-08 TEST DATA (G3-2011-074-8)
Test Lab: INNOVATION CENTER
Issue Date: 12/9/2020
Manufacturer: COOPER LIGHTING SOLUTIONS (FORMERLY EATON)
Product Line: McGRAW-EDISON
Catalog Number: ISC-SA1A-830-U-T3
Description: IMPACT ELITE LED CYLINDER LUMINAIRE
(1) 80 CRI, 3000K, 350mA LIGHTSQUARE WITH 16 LEDS AND TYPE III OPTICS
Light Source: -
Ballast/Driver: ELECTRONIC DRIVER

Summary

Lumens per Lamp: N/A
Luminaire Lumens: 2208 lumens
Efficiency: N/A
Efficacy: 109.9 lumens/watt
Luminous Opening: Rectangular (W 0.5' x L: 0.5' x H: 0')
IES Classification: Type III - Medium
BUG Rating: B1 - U0 - G1

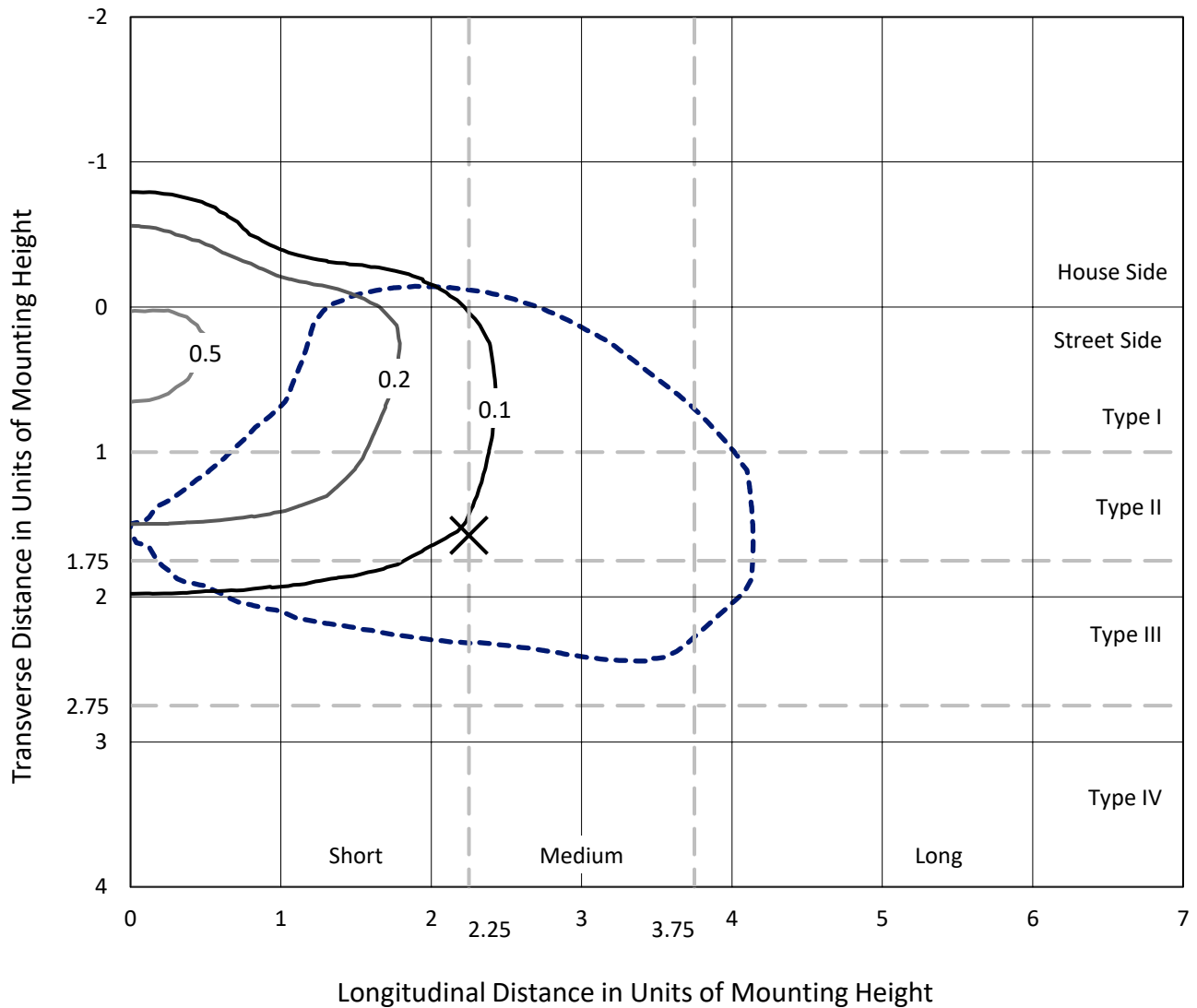
Input Watts (W): 20.1
Input Voltage (V): NR
Input Current (Ain): NR
Voltage Rise (V): NR
Power Factor: NR
Total Harmonic Distortion (THDi): NR
Frequency (hertz): 60
Stabilization Time: NR
Operation Time: NR
Ambient Temperature (°C): NR
Test Distance: 28.75 FT



REPORT NUMBER: P437090
 CATALOG NUMBER: ISC-SA1A-830-U-T3

Iso-Footcandle Lines of Horizontal Illumination

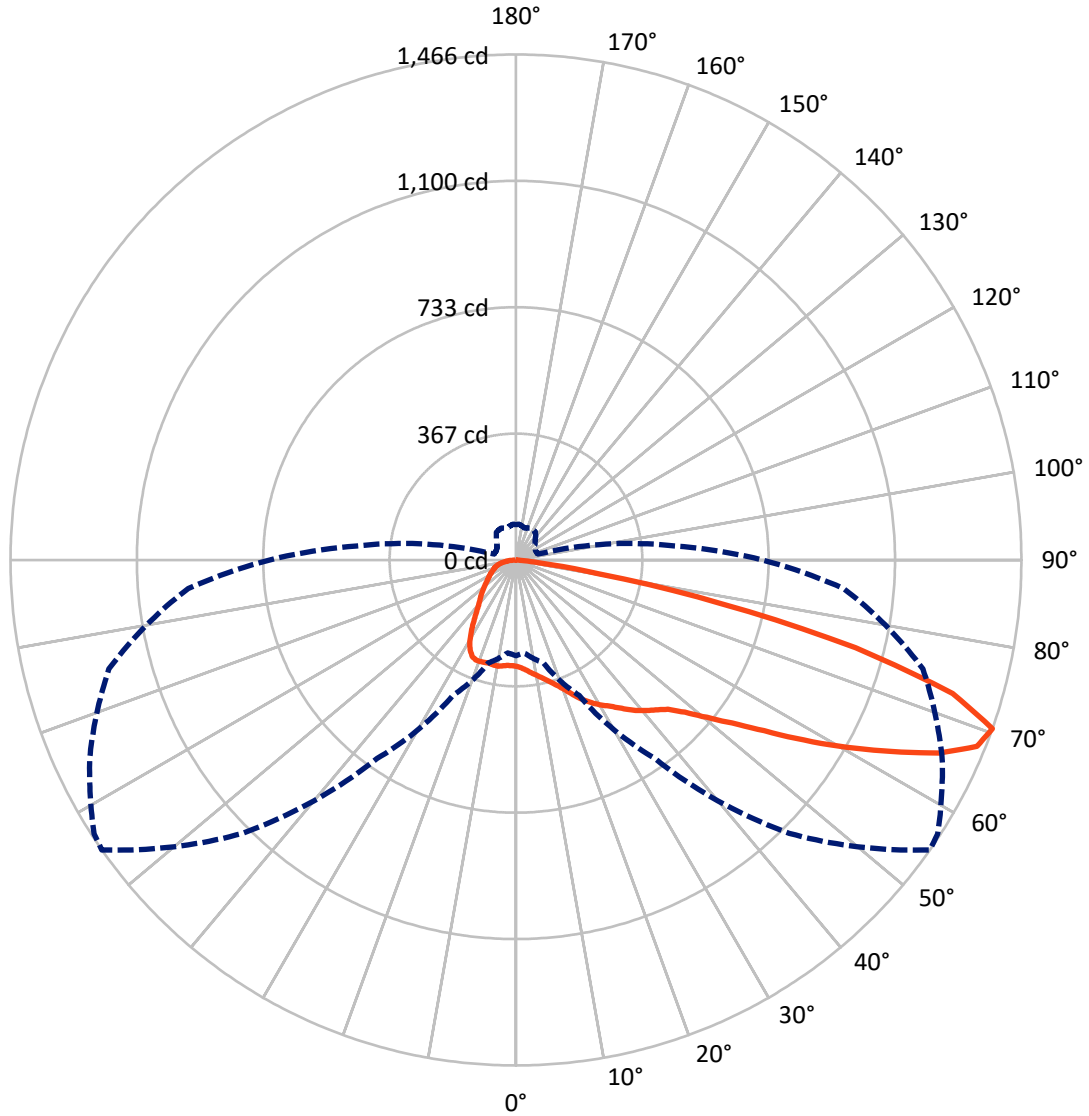
✕ Max cd
 - - - 1/2 Max cd



Based on 25 foot mounting height. Maximum calculated value = 0.6 fc
 Type III - Medium - N/A

REPORT NUMBER: P437090
CATALOG NUMBER: ISC-SA1A-830-U-T3

Luminous Intensity Polar Plot



— Vertical Plane Through 55-Deg Lateral - - - Horizontal Cone Through 70-Deg Vertical

REPORT NUMBER: P437090
 CATALOG NUMBER: ISC-SA1A-830-U-T3

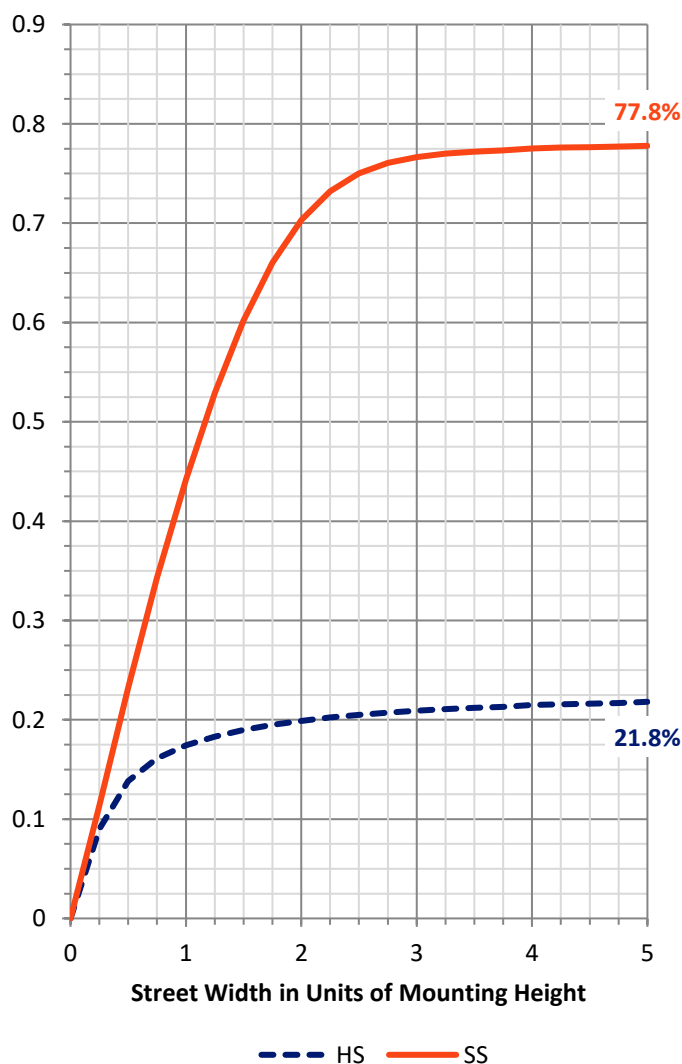
FLUX DISTRIBUTION:

		Downward	Upward	Total
House Side	Lumens	488.4	0.0	488.4
	% Fixture	22.1	0.0	22.1
Street Side	Lumens	1719.6	0.0	1719.6
	% Fixture	77.9	0.0	77.9
Total	Lumens	2208.0	0.0	2208.0
	% Fixture	100.0	0.0	100.0

ZONAL LUMENS:

Zone	Lumens	% Fixture
0°-10°	30.4	1.4
10°-20°	96.7	4.4
20°-30°	168.1	7.6
30°-40°	237.0	10.7
40°-50°	314.1	14.2
50°-60°	457.5	20.7
60°-70°	571.0	25.9
70°-80°	304.1	13.8
80°-90°	29.3	1.3
90°-100°	0.0	0.0
100°-110°	0.0	0.0
110°-120°	0.0	0.0
120°-130°	0.0	0.0
130°-140°	0.0	0.0
140°-150°	0.0	0.0
150°-160°	0.0	0.0
160°-170°	0.0	0.0
170°-180°	0.0	0.0
0°-90°	2208.0	100.0
0°-180°	2208.0	100.0

Coefficient of Utilization

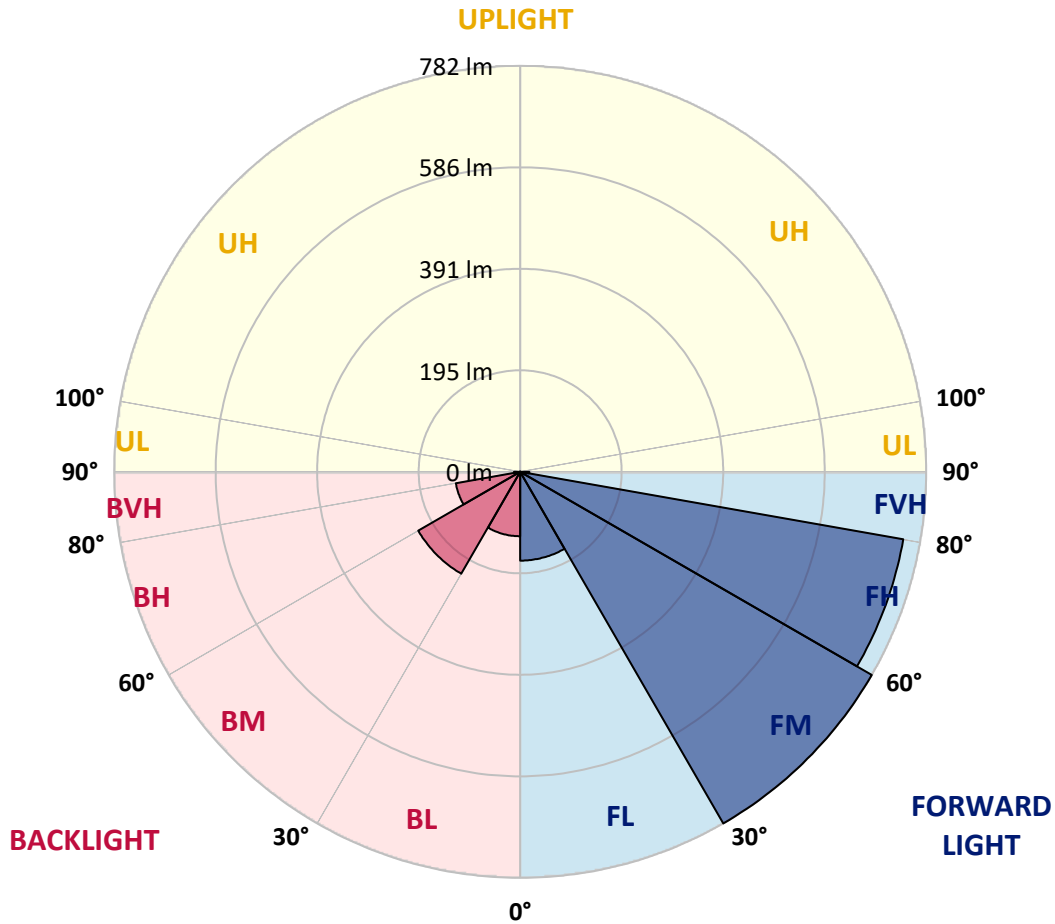


REPORT NUMBER: P437090
 CATALOG NUMBER: ISC-SA1A-830-U-T3

LUMINAIRE CLASSIFICATION SYSTEM LUMEN TABLE AND BUG RATING:

Zone	Lumens	% Fixture	Zone Rating/Lumen Limit		
			B	U	G
FL (0°-30°)	171.0	7.7			
FM (30°-60°)	781.9	35.4			
FH (60°-80°)	749.2	33.9			G1/1800
FVH (80°-90°)	17.5	0.8			G1/100
BL (0°-30°)	124.1	5.6	B1/500		
BM (30°-60°)	226.6	10.3	B1/1000		
BH (60°-80°)	125.9	5.7	B1/500		G1/500
BVH (80°-90°)	11.8	0.5			G1/100
UL (90°-100°)	0.0	0.0		U0/0	
UH (100°-180°)	0.0	0.0		U0/0	

BUG Rating: B1-U0-G1
 Type III Medium





REPORT NUMBER: P437090
 CATALOG NUMBER: ISC-SA1A-830-U-T3

CANDELA DISTRIBUTION (FULL):

	0°	5°	15°	25°	35°	45°	55°	57°	65°	75°	85°
0°	308.4	308.4	308.4	308.4	308.4	308.4	308.4	308.4	308.4	308.4	308.4
2.5°	318.7	317.9	317.9	317.1	316.3	315.5	313.9	312.3	312.3	310.7	310.7
5°	326.6	325.0	325.8	325.0	325.0	323.5	321.1	321.1	320.3	316.3	313.1
7.5°	334.6	333.8	333.8	334.6	333.8	332.2	331.4	330.6	327.4	322.7	317.9
10°	345.7	345.7	345.7	344.9	344.9	343.3	340.9	340.9	337.0	331.4	325.8
12.5°	362.4	361.6	360.8	360.8	358.4	355.2	352.9	352.9	350.5	341.7	334.6
15°	381.5	379.1	377.5	377.5	374.3	368.8	366.4	367.2	364.8	354.5	344.1
17.5°	400.5	400.5	399.0	395.0	391.0	387.0	381.5	383.1	380.7	370.3	356.8
20°	418.0	416.4	416.4	414.1	408.5	403.7	400.5	399.8	398.2	387.0	371.1
22.5°	437.1	436.3	433.9	432.3	428.4	426.0	424.4	424.4	418.0	402.9	382.3
25°	460.1	459.4	459.4	453.0	449.8	445.8	448.2	445.8	442.7	420.4	394.2
27.5°	483.2	483.2	482.4	479.2	470.5	468.1	469.7	468.1	467.3	437.1	405.3
30°	507.8	507.0	504.7	503.9	495.1	488.8	488.0	484.8	484.8	452.2	413.3
32.5°	528.5	527.7	529.3	526.1	520.5	511.8	506.2	506.2	500.7	467.3	422.8
35°	547.6	549.2	549.2	547.6	542.8	534.1	528.5	530.1	522.1	480.8	434.7
37.5°	569.0	567.4	565.1	563.5	557.1	553.1	553.1	554.7	542.8	495.1	450.6
40°	573.8	577.8	583.3	577.0	573.8	573.0	574.6	570.6	558.7	517.4	477.6
42.5°	583.3	586.5	596.8	594.5	592.1	594.5	594.5	588.9	583.3	547.6	514.2
45°	607.2	612.7	620.7	621.5	620.7	624.7	617.5	616.7	615.9	591.3	563.5
47.5°	633.4	639.8	658.0	655.7	664.4	672.3	659.6	658.8	661.2	649.3	626.2
50°	664.4	670.8	693.8	702.5	726.4	740.7	717.6	707.3	724.0	723.2	705.7
52.5°	700.2	708.1	724.0	754.2	794.7	809.8	785.2	776.5	796.3	805.9	790.0
55°	724.8	731.2	755.8	802.7	868.6	888.5	874.2	866.3	887.7	895.7	879.0
57.5°	733.5	735.1	771.7	845.6	937.0	987.9	985.5	979.9	971.2	991.0	986.3
60°	718.4	727.2	774.1	864.7	998.2	1094.3	1103.1	1090.4	1079.2	1084.0	1068.1
62.5°	698.6	705.7	755.0	867.1	1039.5	1190.5	1223.1	1208.8	1181.0	1168.3	1130.9
65°	628.6	628.6	677.1	818.6	1032.4	1269.2	1349.5	1324.8	1274.0	1228.7	1128.5
67.5°	480.8	478.4	525.3	672.3	931.4	1277.1	1442.4	1429.7	1347.9	1251.7	1084.0
70°	277.4	270.2	309.2	433.9	703.3	1121.4	1466.3	1459.1	1364.6	1222.3	954.5
72.5°	96.2	102.5	128.0	184.4	387.0	807.4	1324.8	1339.9	1285.1	1110.2	766.9
75°	50.1	50.1	58.8	80.3	163.7	416.4	1018.1	1064.9	1076.9	929.0	547.6
77.5°	36.6	37.4	42.1	51.7	77.9	159.7	611.1	655.7	745.5	639.8	316.3
80°	24.6	25.4	30.2	34.2	47.7	62.0	244.0	267.8	369.6	286.1	122.4
82.5°	18.3	19.1	19.1	19.9	26.2	28.6	64.4	79.5	127.2	85.0	43.7
85°	4.0	4.0	7.9	7.9	7.9	7.9	14.3	15.9	23.8	25.4	14.3
87.5°	0.0	0.0	0.0	0.0	0.8	0.8	1.6	1.6	1.6	2.4	2.4
90°	0.0	0.0	0.0	0.0	0.0	0.0	0.0	0.0	0.0	0.0	0.0



REPORT NUMBER: P437090
 CATALOG NUMBER: ISC-SA1A-830-U-T3

CANDELA DISTRIBUTION (continued):

	90°	95°	105°	115°	125°	135°	145°	155°	165°	175°	180°
0°	308.4	308.4	308.4	308.4	308.4	308.4	308.4	308.4	308.4	308.4	308.4
2.5°	309.9	309.2	308.4	307.6	306.8	306.0	305.2	306.0	306.0	307.6	308.4
5°	312.3	309.9	309.2	307.6	306.8	306.8	306.8	307.6	308.4	309.2	309.9
7.5°	316.3	315.5	313.1	309.9	309.2	309.2	307.6	307.6	307.6	309.2	309.2
10°	323.5	321.1	317.9	314.7	312.3	307.6	303.6	300.4	302.0	304.4	304.4
12.5°	331.4	327.4	323.5	317.9	311.5	303.6	299.6	300.4	300.4	302.8	303.6
15°	341.7	338.6	329.8	320.3	309.2	302.8	301.2	299.6	299.6	301.2	302.8
17.5°	352.9	347.3	336.2	321.9	310.7	303.6	300.4	294.1	290.9	290.1	291.7
20°	363.2	356.8	341.7	323.5	312.3	302.8	291.7	281.3	273.4	271.8	270.2
22.5°	371.9	364.0	345.7	326.6	312.3	294.8	275.8	260.7	249.5	246.4	248.0
25°	381.5	369.6	350.5	329.8	306.8	279.0	252.7	234.4	223.3	218.6	218.6
27.5°	389.4	377.5	355.2	327.4	292.5	257.5	227.3	209.0	200.3	195.5	194.7
30°	396.6	383.9	364.8	320.3	271.8	228.1	201.9	189.1	183.6	178.0	178.8
32.5°	406.1	395.0	371.9	305.2	244.0	201.1	181.2	174.8	169.3	165.3	166.9
35°	419.6	413.3	374.3	286.1	215.4	182.0	168.5	161.3	156.6	151.0	151.0
37.5°	438.7	433.1	366.4	257.5	189.9	167.7	158.2	148.6	140.7	134.3	132.7
40°	461.7	453.8	352.9	225.7	170.1	158.2	149.4	137.5	126.4	117.6	116.0
42.5°	498.3	475.2	333.0	193.1	155.8	150.2	138.3	123.2	112.1	105.7	104.1
45°	537.2	499.9	304.4	165.3	144.6	140.7	127.2	112.1	104.1	99.3	98.5
47.5°	586.5	526.9	277.4	144.6	131.9	131.1	115.2	105.7	99.3	96.2	95.4
50°	651.7	561.1	250.3	128.7	120.8	118.4	109.7	101.7	97.0	94.6	93.8
52.5°	727.2	600.8	228.9	116.8	110.5	108.9	106.5	100.1	97.0	94.6	93.8
55°	798.7	642.1	205.8	105.7	101.7	103.3	104.9	100.1	97.8	96.2	94.6
57.5°	877.4	677.1	179.6	97.0	94.6	98.5	103.3	100.9	99.3	97.0	96.2
60°	925.9	701.7	144.6	89.0	89.0	94.6	100.9	99.3	96.2	96.2	96.2
62.5°	947.3	697.8	114.4	81.1	82.7	89.8	97.0	95.4	93.0	97.0	97.0
65°	919.5	652.5	93.0	73.9	76.3	83.4	93.0	93.0	93.0	99.3	99.3
67.5°	847.2	584.1	76.3	67.6	69.9	78.7	93.0	98.5	97.8	104.9	104.9
70°	715.3	463.3	66.0	62.8	66.0	78.7	98.5	101.7	96.2	104.1	102.5
72.5°	545.2	323.5	58.8	58.0	62.0	76.3	99.3	97.8	90.6	93.0	90.6
75°	358.4	196.3	51.7	53.2	54.8	67.6	94.6	91.4	82.7	81.1	79.5
77.5°	197.1	98.5	45.3	47.7	47.7	57.2	85.8	78.7	71.5	67.6	66.0
80°	78.7	50.1	39.7	42.1	38.9	46.1	64.4	61.2	54.8	51.7	50.1
82.5°	35.8	27.8	33.4	35.0	29.4	34.2	47.7	46.1	41.3	35.8	34.2
85°	13.5	15.9	25.4	23.8	20.7	19.9	27.0	24.6	19.9	15.9	15.9
87.5°	1.6	3.2	6.4	8.7	4.8	3.2	1.6	0.8	0.8	0.0	0.0
90°	0.0	0.0	0.0	0.0	0.0	0.0	0.0	0.0	0.0	0.0	0.0

Cooper Lighting Solutions Photometric Lab
1121 Highway 74 South
Peachtree City, GA 30269



LM-79-2019: Approved Method: Electrical and Photometric Measurements of Solid-State Lighting Products

Report Prepared for

Cooper Lighting Solutions

MCGRAW EDISON

Report Number: SP1-2408-195-9

Test Date: 08/07/2024

Luminaire Tested: GALN-SB1A-830-U-5WQ

Data in this report applies to families of products including GALN-SB1A-830-U-5WQ.

Test Information

Test Method: LM-79-2019
 Report Number: SP1-2408-195-9
 Test Lab: COOPER LIGHTING SOLUTIONS
 Photometer: SP1 - 76IN SPHERE
 Measurement Geometry: 4π
 Issue Date: 08/07/2024
 Manufacturer: COOPER LIGHTING SOLUTIONS
 Product Line: MCGRAW EDISON
 Catalog Number: **GALN-SB1A-830-U-5WQ**
 Description: GALLEON AREA AND ROADWAY LUMINAIRE. (1) 80 CRI, 3000K, 350MA HIGH DENSITY LIGHTSQUARE WITH 26 LEDS AND TYPE V WIDE OPTICS

Spectral Parameters

CCT (K): 3050
 CIE u': 0.2476
 CIE v': 0.5251
 Duv: 0.0034
 CIE x: 0.4383
 CIE y: 0.4131
 CIE z: 0.1487
 Peak Wavelength (nm): 603
 Dominant Wavelength (nm): 581
 Purity: 55.55201
 Rf: 81.5
 Rg: 99.2

CRI (Ra):	81.0		
R1:	79.6	R9:	7.1
R2:	85.6	R10:	67.0
R3:	92.0	R11:	82.7
R4:	82.6	R12:	63.2
R5:	78.9	R13:	80.3
R6:	81.7	R14:	95.0
R7:	85.2	R15:	71.7
R8:	62.0		



Test Conditions

Stabilization Time: 20M
 Operation Time: 1H 20M
 Sphere Temperature (°C): 24.2

REPORT NUMBER: SP1-2408-195-9

Measurement and Test Equipment			
Instrument	Identification Number	Calibration Date	Calibration Due Date
Photometer	IN0058	6/18/2024	12/18/2024
Power Meter	INXT2011004	2/8/2024	2/8/2025
AC Power Source	IN0063	10/24/2023	10/24/2024
DC Power Source	IN0208	10/24/2023	10/24/2024
Sphere Thermometer	IN0085	10/24/2023	10/24/2024
Room Thermometer	IN0046	10/24/2023	10/24/2024

REPORT NUMBER: SP1-2408-195-9

CIE 1931 Chromaticity Diagram



CIE 1931 Chromaticity Diagram with 2017 ANSI 7-Step and 4-Step Quadrangles



Point lies inside the ANSI 3000K 4-step quadrangle

REPORT NUMBER: SP1-2408-195-9

Photopic Flux vs. Wavelength



Photopic Lumens: NR

λ (nm)	Power W [^] /nm	Lumens (ϕ /nm)	λ (nm)	Power W [^] /nm	Lumens (ϕ /nm)	λ (nm)	Power W [^] /nm	Lumens (ϕ /nm)	λ (nm)	Power W [^] /nm	Lumens (ϕ /nm)	λ (nm)	Power W [^] /nm	Lumens (ϕ /nm)
360	0	NR	490	168	NR	620	940	NR	750	35	NR	880	1	NR
365	0	NR	495	233	NR	625	897	NR	755	30	NR	885	1	NR
370	0	NR	500	300	NR	630	847	NR	760	26	NR	890	1	NR
375	0	NR	505	372	NR	635	790	NR	765	22	NR	895	1	NR
380	0	NR	510	430	NR	640	730	NR	770	19	NR	900	1	NR
385	0	NR	515	483	NR	645	668	NR	775	16	NR	905	1	NR
390	0	NR	520	524	NR	650	605	NR	780	14	NR	910	0	NR
395	2	NR	525	555	NR	655	545	NR	785	12	NR	915	0	NR
400	4	NR	530	581	NR	660	485	NR	790	10	NR	920	0	NR
405	7	NR	535	604	NR	665	430	NR	795	9	NR	925	0	NR
410	17	NR	540	623	NR	670	378	NR	800	8	NR	930	0	NR
415	34	NR	545	645	NR	675	331	NR	805	7	NR	935	0	NR
420	68	NR	550	667	NR	680	290	NR	810	6	NR	940	0	NR
425	128	NR	555	693	NR	685	251	NR	815	5	NR	945	0	NR
430	214	NR	560	719	NR	690	218	NR	820	4	NR	950	0	NR
435	339	NR	565	754	NR	695	188	NR	825	4	NR	955	0	NR
440	507	NR	570	791	NR	700	162	NR	830	3	NR	960	0	NR
445	573	NR	575	830	NR	705	139	NR	835	3	NR	965	0	NR
450	356	NR	580	873	NR	710	119	NR	840	3	NR	970	0	NR
455	217	NR	585	913	NR	715	102	NR	845	2	NR	975	0	NR
460	168	NR	590	948	NR	720	88	NR	850	2	NR	980	0	NR
465	113	NR	595	974	NR	725	76	NR	855	2	NR	985	0	NR
470	85	NR	600	994	NR	730	65	NR	860	1	NR	990	0	NR
475	85	NR	605	998	NR	735	55	NR	865	1	NR	995	0	NR
480	94	NR	610	994	NR	740	47	NR	870	1	NR	1000	0	NR
485	120	NR	615	973	NR	745	41	NR	875	1	NR			

REPORT NUMBER: SP1-2408-195-9

Scotopic Flux vs. Wavelength



Scotopic Lumens: NR

S/P: 1.27

λ (nm)	Power W [^] /nm	Lumens (ϕ /nm)	λ (nm)	Power W [^] /nm	Lumens (ϕ /nm)	λ (nm)	Power W [^] /nm	Lumens (ϕ /nm)	λ (nm)	Power W [^] /nm	Lumens (ϕ /nm)	λ (nm)	Power W [^] /nm	Lumens (ϕ /nm)
360	0	NR	490	168	NR	620	940	NR	750	35	NR	880	1	NR
365	0	NR	495	233	NR	625	897	NR	755	30	NR	885	1	NR
370	0	NR	500	300	NR	630	847	NR	760	26	NR	890	1	NR
375	0	NR	505	372	NR	635	790	NR	765	22	NR	895	1	NR
380	0	NR	510	430	NR	640	730	NR	770	19	NR	900	1	NR
385	0	NR	515	483	NR	645	668	NR	775	16	NR	905	1	NR
390	0	NR	520	524	NR	650	605	NR	780	14	NR	910	0	NR
395	2	NR	525	555	NR	655	545	NR	785	12	NR	915	0	NR
400	4	NR	530	581	NR	660	485	NR	790	10	NR	920	0	NR
405	7	NR	535	604	NR	665	430	NR	795	9	NR	925	0	NR
410	17	NR	540	623	NR	670	378	NR	800	8	NR	930	0	NR
415	34	NR	545	645	NR	675	331	NR	805	7	NR	935	0	NR
420	68	NR	550	667	NR	680	290	NR	810	6	NR	940	0	NR
425	128	NR	555	693	NR	685	251	NR	815	5	NR	945	0	NR
430	214	NR	560	719	NR	690	218	NR	820	4	NR	950	0	NR
435	339	NR	565	754	NR	695	188	NR	825	4	NR	955	0	NR
440	507	NR	570	791	NR	700	162	NR	830	3	NR	960	0	NR
445	573	NR	575	830	NR	705	139	NR	835	3	NR	965	0	NR
450	356	NR	580	873	NR	710	119	NR	840	3	NR	970	0	NR
455	217	NR	585	913	NR	715	102	NR	845	2	NR	975	0	NR
460	168	NR	590	948	NR	720	88	NR	850	2	NR	980	0	NR
465	113	NR	595	974	NR	725	76	NR	855	2	NR	985	0	NR
470	85	NR	600	994	NR	730	65	NR	860	1	NR	990	0	NR
475	85	NR	605	998	NR	735	55	NR	865	1	NR	995	0	NR
480	94	NR	610	994	NR	740	47	NR	870	1	NR	1000	0	NR
485	120	NR	615	973	NR	745	41	NR	875	1	NR			

REPORT NUMBER: SP1-2408-195-9

Melanopic Flux vs. Wavelength



Melanopic Lumens: NR

M/P: 2.32

λ (nm)	Power W [^] /nm	Lumens (φ/nm)	λ (nm)	Power W [^] /nm	Lumens (φ/nm)	λ (nm)	Power W [^] /nm	Lumens (φ/nm)	λ (nm)	Power W [^] /nm	Lumens (φ/nm)	λ (nm)	Power W [^] /nm	Lumens (φ/nm)
360	0	NR	490	168	NR	620	940	NR	750	35	NR	880	1	NR
365	0	NR	495	233	NR	625	897	NR	755	30	NR	885	1	NR
370	0	NR	500	300	NR	630	847	NR	760	26	NR	890	1	NR
375	0	NR	505	372	NR	635	790	NR	765	22	NR	895	1	NR
380	0	NR	510	430	NR	640	730	NR	770	19	NR	900	1	NR
385	0	NR	515	483	NR	645	668	NR	775	16	NR	905	1	NR
390	0	NR	520	524	NR	650	605	NR	780	14	NR	910	0	NR
395	2	NR	525	555	NR	655	545	NR	785	12	NR	915	0	NR
400	4	NR	530	581	NR	660	485	NR	790	10	NR	920	0	NR
405	7	NR	535	604	NR	665	430	NR	795	9	NR	925	0	NR
410	17	NR	540	623	NR	670	378	NR	800	8	NR	930	0	NR
415	34	NR	545	645	NR	675	331	NR	805	7	NR	935	0	NR
420	68	NR	550	667	NR	680	290	NR	810	6	NR	940	0	NR
425	128	NR	555	693	NR	685	251	NR	815	5	NR	945	0	NR
430	214	NR	560	719	NR	690	218	NR	820	4	NR	950	0	NR
435	339	NR	565	754	NR	695	188	NR	825	4	NR	955	0	NR
440	507	NR	570	791	NR	700	162	NR	830	3	NR	960	0	NR
445	573	NR	575	830	NR	705	139	NR	835	3	NR	965	0	NR
450	356	NR	580	873	NR	710	119	NR	840	3	NR	970	0	NR
455	217	NR	585	913	NR	715	102	NR	845	2	NR	975	0	NR
460	168	NR	590	948	NR	720	88	NR	850	2	NR	980	0	NR
465	113	NR	595	974	NR	725	76	NR	855	2	NR	985	0	NR
470	85	NR	600	994	NR	730	65	NR	860	1	NR	990	0	NR
475	85	NR	605	998	NR	735	55	NR	865	1	NR	995	0	NR
480	94	NR	610	994	NR	740	47	NR	870	1	NR	1000	0	NR
485	120	NR	615	973	NR	745	41	NR	875	1	NR			

Summary

$R_f = 81.5$
 $R_g = 99.2$
 $CIE R_a = 81.0$
 $R_9 = 7.1$



Color Vector Graphics



Individual Sample Fidelity Index ($R_{f,i}$)

CES01 = 86	CES26 = 74	CES51 = 89	CES76 = 70
CES02 = 63	CES27 = 88	CES52 = 92	CES77 = 86
CES03 = 31	CES28 = 89	CES53 = 81	CES78 = 72
CES04 = 70	CES29 = 67	CES54 = 87	CES79 = 90
CES05 = 50	CES30 = 68	CES55 = 85	CES80 = 88
CES06 = 51	CES31 = 71	CES56 = 78	CES81 = 78
CES07 = 42	CES32 = 70	CES57 = 76	CES82 = 95
CES08 = 41	CES33 = 71	CES58 = 78	CES83 = 90
CES09 = 29	CES34 = 82	CES59 = 92	CES84 = 94
CES10 = 76	CES35 = 90	CES60 = 95	CES85 = 86
CES11 = 59	CES36 = 93	CES61 = 93	CES86 = 72
CES12 = 65	CES37 = 87	CES62 = 83	CES87 = 85
CES13 = 43	CES38 = 75	CES63 = 77	CES88 = 83
CES14 = 74	CES39 = 94	CES64 = 83	CES89 = 75
CES15 = 71	CES40 = 89	CES65 = 77	CES90 = 81
CES16 = 47	CES41 = 85	CES66 = 80	CES91 = 96
CES17 = 50	CES42 = 86	CES67 = 79	CES92 = 73
CES18 = 56	CES43 = 81	CES68 = 84	CES93 = 84
CES19 = 72	CES44 = 99	CES69 = 91	CES94 = 64
CES20 = 66	CES45 = 87	CES70 = 78	CES95 = 80
CES21 = 87	CES46 = 82	CES71 = 76	CES96 = 84
CES22 = 79	CES47 = 77	CES72 = 92	CES97 = 87
CES23 = 92	CES48 = 71	CES73 = 71	CES98 = 81
CES24 = 91	CES49 = 81	CES74 = 93	CES99 = 74
CES25 = 72	CES50 = 89	CES75 = 74	



Color Rendition by Hue-Angle Bin



Measure Comparisons



(END OF REPORT)